

P-04-60

Oskarshamn site investigation

Drill hole: KSH02

Extensometer measurement of the coefficient of thermal expansion of rock

Urban Åkesson
Swedish National Testing and Research Institute

March 2004

Svensk Kärnbränslehantering AB

Swedish Nuclear Fuel
and Waste Management Co
Box 5864

SE-102 40 Stockholm Sweden

Tel 08-459 84 00

+46 8 459 84 00

Fax 08-661 57 19

+46 8 661 57 19



Oskarshamn site investigation

Drill hole: KSH02

Extensometer measurement of the coefficient of thermal expansion of rock

Urban Åkesson

Swedish National Testing and Research Institute

March 2004

Keywords: Rock mechanics, Coefficient of thermal expansion, Temperature change, Density, Porosity.

This report concerns a study which was conducted for SKB. The conclusions and viewpoints presented in the report are those of the author and do not necessarily coincide with those of the client.

A pdf version of this document can be downloaded from www.skb.se

Abstract

The coefficient of thermal expansion and the wet density has been determined on six specimens from drill hole KSH02. The specimens were sampled on one level in the drill hole at a depth of approximately 300 m. The investigated rock type is mapped as a fine-grained dioritoid. The coefficient of thermal expansion has been determined between the temperature interval 20–80°C. The results indicated that the thermal expansion was almost linear and the coefficient of thermal expansion range between 6.5 and 9.9 x 10⁻⁶ mm/mm°C.

Contents

1	Introduction	7
2	Objective and scope	9
3	Equipment	11
4	Execution	13
4.1	Description of the samples	13
4.2	Testing	14
5	Results	15
5.1	Description of the specimens and presentation of the results	15
5.2	Results for the entire test series	18
5.3	Discussion	18
	References	19
	Appendix 1 Checklist – measurements	21
	Appendix 2 Determination of the linear coefficient of thermal expansion	23
	Appendix 3 Determination of wet density	27

1 Introduction

This document reports the data collected by Simpevarp, which is one of the activities performed as part of the site investigation at Oskarshamn. The work was carried out in accordance with activity plan AP PS 400-03-090 (SKB internal controlling document).

The principle of the measurements is to determine the coefficient of thermal expansion at different temperatures.

The cores are sampled from borehole KSH02 in the Simpevarp area (Figure 1-1). It was sampled 19 September 2003 by Thomas Janson, Tyréns AB and Urban Åkesson, The Swedish National Testing and Research Institute (SP). Specimens were taken from one level in the rock core at a depth of approximately 300 m. The rock cores were transported by SP from Simpevarp and arrived to SP 20 September 2003. The testing was performed during January and March 2004.



Figure 1-1. Map of Oskarshamn site.

2 Objective and scope

The purpose is to determine the linear coefficient of thermal expansion for rock cores in water-saturated condition between +20–80°C.

These parameters will be included in rock mechanical model for the Simpevarp area, performed by SKB. The specimens and the results will be presented in tables, diagrams and spreadsheets.

3 Equipment

Following equipment has been used for the analyses:

- Extensometer (DEMEC inv no 102266) for measurements of the thermal expansion. Calibration of the instrument was done before the measurements on every new temperature (see Appendix 2). The uncertainty of the extensometer is $\pm 3.97 \times 10^{-6}$ mm/mm (strain) which for these samples equals an uncertainty of a single measurement of the coefficient of thermal expansion of $\pm 0.2 \times 10^{-6}$ mm/mm°C for a temperature difference of 20°C.
- Reference bar in invar steel for calibrate the extensometer.
- Heating chamber (inv no 102284) with an accuracy of $\pm 0.7^\circ\text{C}$ at 80°C for heating up the specimens.
- A covered plastic box filled with water for keeping the specimens water saturated.

4 Execution

Determination of the coefficient of thermal expansion was made in accordance with SKB's method description SKB MD 191.002-version 1.9 (SKB internal controlling document). The department of Building Technology and Mechanics (BM) at SP performed the test.

4.1 Description of the samples

From the Simpevarp area was specimens sampled on one level in drill hole KSH02. The drill hole starts at a depth of 100 m, and the sampled level was at approximately depth of 300 m. Six specimens, with a length of 250 mm and a diameter of 50 mm were sampled. The sampled rock type is a fine-grained dioritoid. Detailed geological description of the rock type is given in SKB's BOREMAP of KSH02. Table 4-1 show the rock type and identification marks of the specimens.

Table 4-1. Rock type and identification marks (Rock-type classification according to Boremap).

Rock type	Identification	Sampling depth, according to the marks on the drill-core boxes (Sec up)
Fine-grained dioritoid	KSH02-90L-1	312.17
Fine-grained dioritoid	KSH02-90L-2	314.33
Fine-grained dioritoid	KSH02-90L-3	323.45
Fine-grained dioritoid	KSH02-90L-4	324.78
Fine-grained dioritoid	KSH02-90L-5	326.32
Fine-grained dioritoid	KSH02-90L-6	326.85

4.2 Testing

The execution procedure followed the prescription in SKB MD 191.002-version 1.9 and SKB MD 160.002-version 1.9. (SKB internal controlling document) and the following steps were performed:

Item	Activity
1	The specimens were cut according to the marks on the rock cores.
2	Two measuring points with a distance of 200 mm were glued on the specimens.
3	The specimens were water saturated for seven days.
4	The wet density was determined (see Appendix 3).
5	The coefficient of thermal expansion was determined. The thermal expansion was measured at 20, 40, 60 and 80°C. On each temperature level was three to five measurements done with 24 h intervals in order to know that the expansion was completed for each temperature level (see Appendix 2). The coefficient of thermal expansion was determined between 20–80°C.
6	The specimens were photographed in JPEG-format.

5 Results

The main results of the site investigation of KSH02 could be found in the database SICADA FN161.

5.1 Description of the specimens and presentation of the results

The temperature of water for water saturation was 21.2°C and the density of the water was 998 kg/m³. The coefficient of thermal expansion was determined between +20–80°C.

KSH02-90L-1 (312.17)

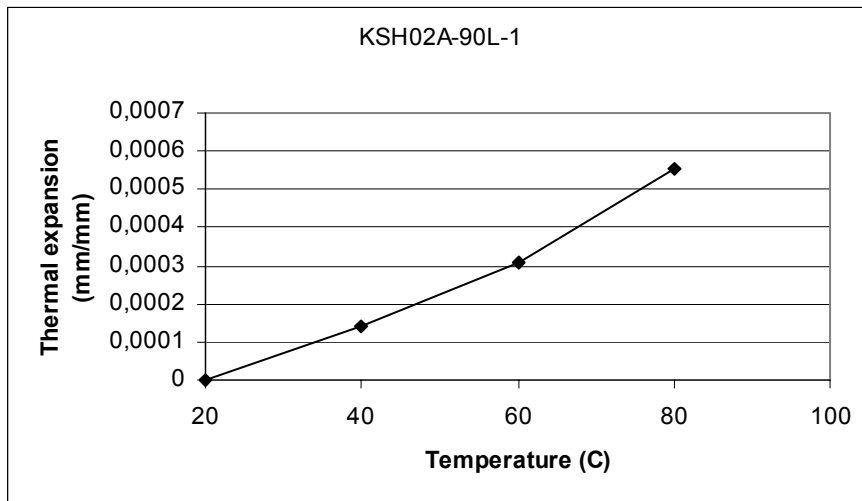



Figure 5-1. Specimen KSH02-90L-1.

The coefficient of thermal expansion for specimen KSH02-90L-1 was measured to be 9.3×10^{-6} mm/mm°C and the specimen had a wet density to 2770 kg/m³.

KSH02-90L-2 (314.33)

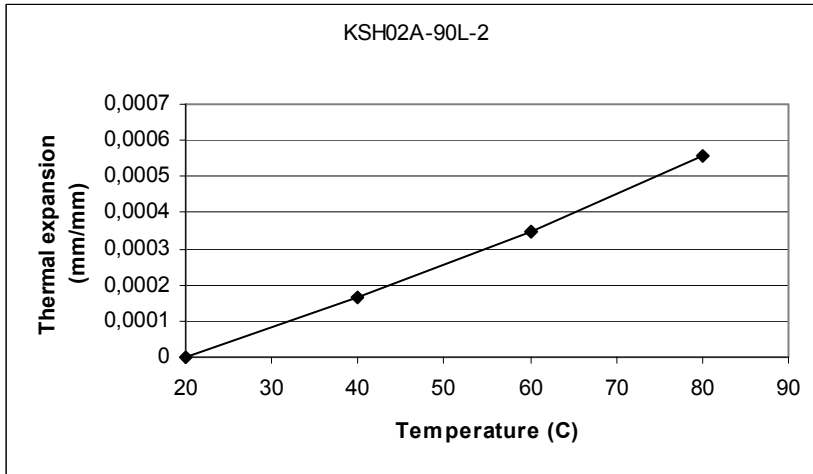



Figure 5-2. Specimen KSH02-90L-2.

The coefficient of thermal expansion for specimen KSH02A-90L-2 was measured to be 9.3×10^{-6} mm/mm°C and the specimen had a wet density of 2760 kg/m^3 .

KSH02-90L-3 (323.45)

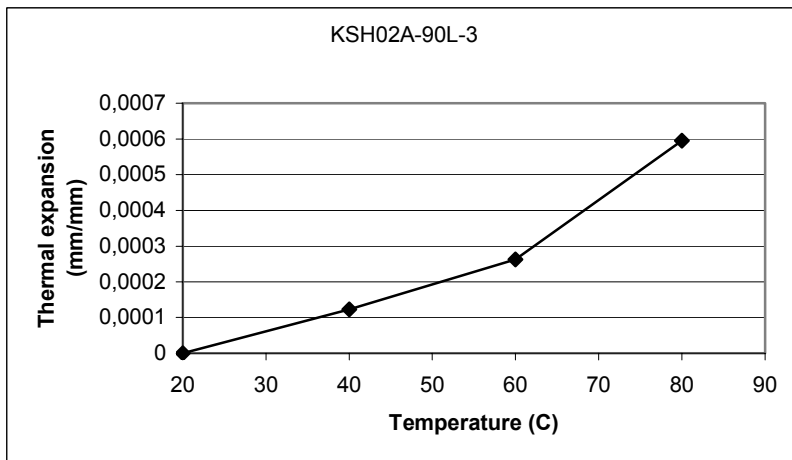



Figure 5-3. Specimen KSH02-90L-3.

The coefficient of thermal expansion for specimen KSH02A-90L-3 was measured to be 9.9×10^{-6} mm/mm°C and the specimen had a wet density of 2780 kg/m^3 .

KSH02-90L-4 (324.78)

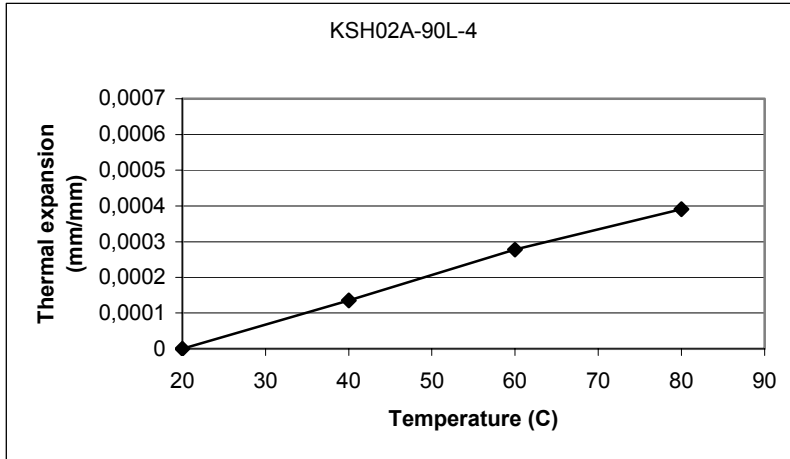



Figure 5-4. Specimen KSH02-90L-4.

The coefficient of thermal expansion for specimen KSH02A-90L-4 was measured to be 6.5×10^{-6} mm/mm°C and the specimen had a wet density of 2770 kg/m^3 .

KSH02-90L-5 (326.32)

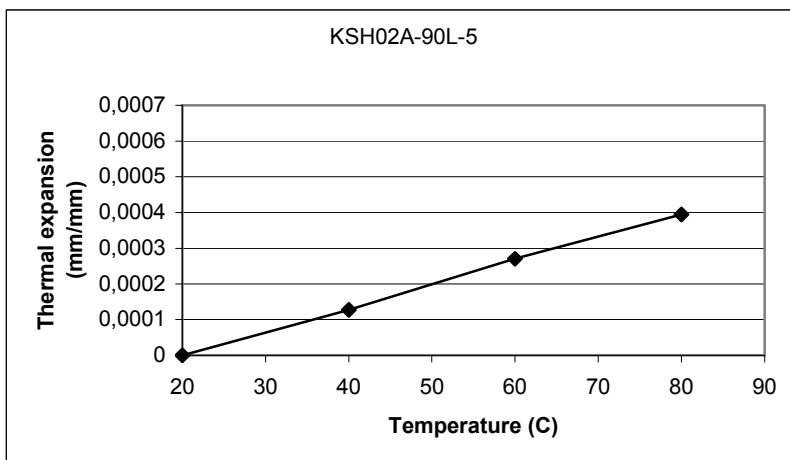


Figure 5-5. Specimen KSH02-90L-5.

The coefficient of thermal expansion for specimen KSH02A-90L-5 was measured to be 6.6×10^{-6} mm/mm°C and the specimen had a wet density of 2750 kg/m^3 .

KSH02-90L-6 (326.85)

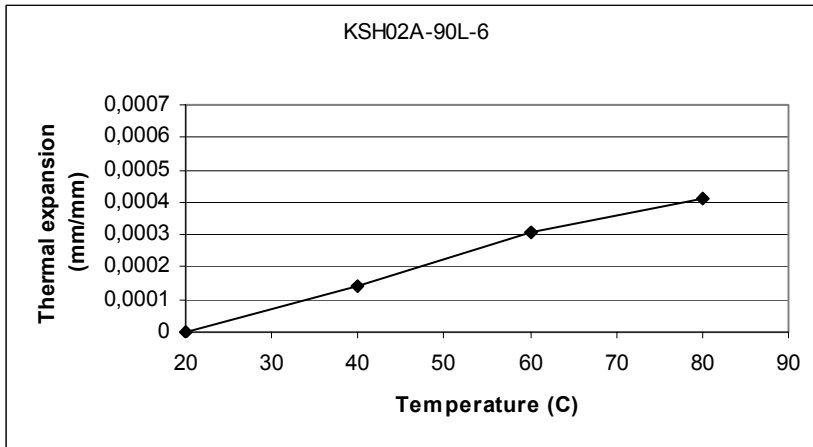


Figure 5-6. Specimen KSH02-90L-6.

The coefficient of thermal expansion for specimen KSH01A-90L-6 was measured to be 6.8×10^{-6} mm/mm°C and the specimen had a wet density of 2750 kg/m³.

5.2 Results for the entire test series

Table 5-1. Summary of the results for the coefficient of thermal expansion and wet density of the tested specimens.

Specimen	Coefficient of thermal expansion between 20 and 80°C (mm/mm°C)	Wet density (Kg/m ³)
KSH01A-90L-1	9.3×10^{-6}	2770
KSH01A-90L-2	9.3×10^{-6}	2760
KSH01A-90L-3	9.9×10^{-6}	2780
KSH01A-90L-4	6.5×10^{-6}	2770
KSH01A-90L-5	6.6×10^{-6}	2750
KSH01A-90L-6	6.8×10^{-6}	2750
Median	8.1×10^{-6}	
Maximun value	9.9×10^{-6}	
Minimun value	6.5×10^{-6}	

5.3 Discussion

The variation between the samples is approximately 3 mm/mm°C which is more than 10 times the uncertainty of the measurement ($0,2 \times 10^{-6}$ mm/mm°C).

References

NT BUILD 479. Natural Building stones: Coefficient of thermal expansion.

Checklist – measurements

Kvalitetsdokument Blankett
 Bygg och Mekanik
 Checklista längdutvidgning

BMm-QR 51
 Version 1,0
 Utfärdat 2003-12-19
 Författare Lotta Carlsson
 Godkännare Matz Sandström
 Sida 1(1)

Fyll i datum och signatur i rutorna.

Appendix 1 KSH02A thermal expansion
Sida 1 av 1

Instrument (inventariernr): 102266

Prov id	Provberedning	Limning mättdubbar	Vattenmätning	Vattenmättnads densitet	Provning
KSH02A- 1	04-01-08 Lej	04-01-27 Lej	04-02-05 Lej		04-02-20 04-03-03
-2	04-01-08 Lej	04-01-27	04-02-05		04-02-20 04-03-03
-3	04-01-08 Lej	04-01-27	04-02-05		04-02-20 04-03-03
-4	04-01-08 Lej	04-01-27	04-02-05		04-02-20 04-03-03
-5	04-01-08 Lej	04-01-27	04-02-05		04-02-20 04-03-03
-6	04-01-08 Lej	04-01-27	04-02-05		04-02-20 04-03-03 Lej

Utskrivet dokument är ostyrt, dvs inte säkert gällande.

Appendix 2

Determination of the linear coefficient of thermal expansion

Längdutvidgningskoefficient

Provningsmetod: NT BUILD 479

Vattenmättad temperaturintervall 20-80 C

Borrhål/nivå:

1 skaldel motsvarar 3,97 mikrostrain = $3,97 \times 10^{-6}$ strain

Delta l = längdförändringen i mm = strain x l

Prov id	Skalvärde start	Skalvärde vid mätning	Differens skaldelar	strain (mm/mm)	Delta l	l	Längdutvidgningskoeff mm/mm per grader C	Längdutr mm/mm
	20 C	2004-01-20 40C						
KSH02A-90L-1	10	42	32	0,00012704	0,025408	200,0	0,00000635	0,000127
KSH02A-90L-2	-7	28	35	0,00013895	0,02779	200,0	0,00000695	0,000139
KSH02A-90L-3	1	31	30	0,0001191	0,02382	200,0	0,00000596	0,000119
KSH02A-90L-4	12	41	29	0,00011513	0,023026	200,0	0,00000576	0,000115
KSH02A-90L-5	15	46	31	0,00012307	0,024614	200,0	0,00000615	0,000123
KSH02A-90L-6	6	33	27	0,00010719	0,021438	200,0	0,00000536	0,000107
		2004-01-23 40C						
KSH02A-90L-1	10	45	35	0,00013895	0,02779	200,0	0,00000695	0,000139
KSH02A-90L-2	-7	36	43	0,00017071	0,034142	200,0	0,00000854	0,000171
KSH02A-90L-3	1	32	31	0,00012307	0,024614	200,0	0,00000615	0,000123
KSH02A-90L-4	12	46	34	0,00013498	0,026996	200,0	0,00000675	0,000135
KSH02A-90L-5	15	48	33	0,00013101	0,026202	200,0	0,00000655	0,000131
KSH02A-90L-6	6	41	35	0,00013895	0,02779	200,0	0,00000695	0,000139
		2004-01-24 40C						
KSH02A-90L-1	10	46	36	0,00014292	0,028584	200,0	0,00000715	0,000143
KSH02A-90L-2	-7	35	42	0,00016674	0,033348	200,0	0,00000834	0,000167
KSH02A-90L-3	1	33	32	0,00012704	0,025408	200,0	0,00000635	0,000127
KSH02A-90L-4	12	46	34	0,00013498	0,026996	200,0	0,00000675	0,000135
KSH02A-90L-5	15	47	32	0,00012704	0,025408	200,0	0,00000635	0,000127
KSH02A-90L-6	6	42	36	0,00014292	0,028584	200,0	0,00000715	0,000143

Längdutvidgningskoefficient

Provningsmetod: NT BUILD 479

Vattenmättad temperaturintervall 20-80 C

Borrhål/nivå:

1 skaldel motsvarar 3,97 mikrostrain = $3,97 \times 10^{-6}$ strain

Delta l = längdförändringen i mm = strain x l

Prov id	Skalvärde start	Skalvärde vid mätning	Differens skaldelar	strain (mm/mm)	Delta l	l	Längdutvidgningskoeff mm/mm per grader C	Längdutr mm/mm
	20 C	2004-01-25 60C						
KSH02A-90L-1	10	81	71	0,00028187	0,056374	200,0	0,00000705	0,000282
KSH02A-90L-2	-7	74	81	0,00032157	0,064314	200,0	0,00000804	0,000322
KSH02A-90L-3	1	66	65	0,00025805	0,05161	200,0	0,00000645	0,000258
KSH02A-90L-4	12	80	68	0,00026996	0,053992	200,0	0,00000675	0,000270
KSH02A-90L-5	15	80	65	0,00025805	0,05161	200,0	0,00000645	0,000258
KSH02A-90L-6	6	81	75	0,00029775	0,05955	200,0	0,00000744	0,000298
		2004-01-26 60C						
KSH02A-90L-1	10	88	78	0,00030966	0,061932	200,0	0,00000774	0,000310
KSH02A-90L-2	-7	80	87	0,00034539	0,069078	200,0	0,00000863	0,000345
KSH02A-90L-3	1	68	67	0,00026599	0,053198	200,0	0,00000665	0,000266
KSH02A-90L-4	12	82	70	0,0002779	0,05558	200,0	0,00000695	0,000278
KSH02A-90L-5	15	83	68	0,00026996	0,053992	200,0	0,00000675	0,000270
KSH02A-90L-6	6	83	77	0,00030569	0,061138	200,0	0,00000764	0,000306
		2004-01-27 60C						
KSH02A-90L-1	10	87	77	0,00030569	0,061138	200,0	0,00000764	0,000306
KSH02A-90L-2	-7	80	87	0,00034539	0,069078	200,0	0,00000863	0,000345
KSH02A-90L-3	1	67	66	0,00026202	0,052404	200,0	0,00000655	0,000262
KSH02A-90L-4	12	82	70	0,0002779	0,05558	200,0	0,00000695	0,000278
KSH02A-90L-5	15	83	68	0,00026996	0,053992	200,0	0,00000675	0,000270
KSH02A-90L-6	6	83	77	0,00030569	0,061138	200,0	0,00000764	0,000306

Längdutvidgningskoefficient

Provningsmetod: NT BUILD 479

Vattenmättad temperaturintervall 20-80 C

Borrhål/nivå:

1 skaldel motsvarar 3,97 mikrostrain = $3,97 \times 10^{-6}$ strain

Delta l = längdförändringen i mm = strain x l

Prov id	Skalvärde start 20 C	Skalvärde vid mätning 2004- 80C	Differens skaldelar	strain (mm/mm)	Delta l	l	Längdutvidgningskoeff mm/mm per grader C	Längdutr mm/mm
KSH02A-90L-1	10	155	145	0,00057565	0,11513	200,0	0,00000959	0,000576
KSH02A-90L-2	-7	130	137	0,00054389	0,108778	200,0	0,00000906	0,000544
KSH02A-90L-3	1	140	139	0,00055183	0,110366	200,0	0,00000920	0,000552
KSH02A-90L-4	12	108	96	0,00038112	0,076224	200,0	0,00000635	0,000381
KSH02A-90L-5	15	112	97	0,00038509	0,077018	200,0	0,00000642	0,000385
KSH02A-90L-6	6	109	103	0,00040891	0,081782	200,0	0,00000682	0,000409
		2004- 80C						
KSH02A-90L-1	10	147	137	0,00054389	0,108778	200,0	0,00000906	0,000544
KSH02A-90L-2	-7	134	141	0,00055977	0,111954	200,0	0,00000933	0,000560
KSH02A-90L-3	1	147	146	0,00057962	0,115924	200,0	0,00000966	0,000580
KSH02A-90L-4	12	111	99	0,00039303	0,078606	200,0	0,00000655	0,000393
KSH02A-90L-5	15	114	99	0,00039303	0,078606	200,0	0,00000655	0,000393
KSH02A-90L-6	6	110	104	0,00041288	0,082576	200,0	0,00000688	0,000413
		2004- 80C						
KSH02A-90L-1	10	150	140	0,0005558	0,11116	200,0	0,00000926	0,000556
KSH02A-90L-2	-7	133	140	0,0005558	0,11116	200,0	0,00000926	0,000556
KSH02A-90L-3	1	155	154	0,00061138	0,122276	200,0	0,00001019	0,000611
KSH02A-90L-4	12	111	99	0,00039303	0,078606	200,0	0,00000655	0,000393
KSH02A-90L-5	15	116	101	0,00040097	0,080194	200,0	0,00000668	0,000401
KSH02A-90L-6	6	110	104	0,00041288	0,082576	200,0	0,00000688	0,000413
		2004- 80C						
KSH02A-90L-1	10	150	140	0,0005558	0,11116	200,0	0,00000926	0,000556
KSH02A-90L-2	-7	133	140	0,0005558	0,11116	200,0	0,00000926	0,000556
KSH02A-90L-3	1	156	155	0,00061535	0,12307	200,0	0,00001026	0,000615
KSH02A-90L-4	12	110	98	0,00038906	0,077812	200,0	0,00000648	0,000389
KSH02A-90L-5	15	115	100	0,000397	0,0794	200,0	0,00000662	0,000397
KSH02A-90L-6	6	109	103	0,00040891	0,081782	200,0	0,00000682	0,000409

Prov id	längdutv mm/mm												
	40	40	40	median 40	60	60	60	median 60	80	80	80	80	median 80
KSH02A-90L-1	0,000127	0,000139	0,000143	0,000139	0,000282	0,00031	0,000306	0,000306	0,000576	0,000544	0,000556	0,000556	0,000556
KSH02A-90L-2	0,000139	0,000171	0,000167	0,000167	0,000322	0,000345	0,000345	0,000345	0,000544	0,00056	0,000556	0,000556	0,000556
KSH02A-90L-3	0,000119	0,000123	0,000127	0,000123	0,000258	0,000266	0,000262	0,000262	0,000552	0,00058	0,000611	0,000615	0,000596
KSH02A-90L-4	0,000115	0,000135	0,000135	0,000135	0,00027	0,000278	0,000278	0,000278	0,000381	0,000393	0,000393	0,000389	0,000391
KSH02A-90L-5	0,000123	0,000131	0,000127	0,000127	0,000258	0,00027	0,00027	0,00027	0,000385	0,000393	0,000401	0,000397	0,000395
KSH02A-90L-6	0,000107	0,000139	0,000143	0,000139	0,000298	0,000306	0,000306	0,000306	0,000409	0,000413	0,000413	0,000409	0,000411
	20	40	60	80									
KSH02A-90L-1	0	0,000139	0,000306	0,000556									
KSH02A-90L-2	0	0,000167	0,000345	0,000556									
KSH02A-90L-3	0	0,000123	0,000262	0,000596									
KSH02A-90L-4	0	0,000135	0,000278	0,000391									
KSH02A-90L-5	0	0,000127	0,00027	0,000395									
KSH02A-90L-6	0	0,000139	0,000306	0,000411									

Appendix 3

Determination of wet density

Vattenmättnadsdensitet

Uppdrags nr: P302790
 Metod: EN 13755, ISRM (1973), avsnitt 3 samt SKB MD 160.002 version 1.0
 Provad av: Lej
 Datum: 2004-03-08

	Provmärkning:	Vikt i vatten, Msub (g)	Yttor vikt, Msat (g)	Torr vikt, Ms (g)	Bulk volume, V (cm ³)	Pore volume, Vv (cm ³)	Porosity, n (%)	Dry density, pd (g/cm ³)	Wet density (g/cm ³)
1	KSHO2A 90I-1	844,28	1320,09		476,76	1322,74	277,44	0,000	2,769
2	-2	828,66	1298,96		471,24	1301,56	276,20	0,000	2,756
3	-3	843,81	1315,45		472,59	1318,09	278,91	0,000	2,784
4	-4	839,38	1311,35		472,92	1313,98	277,85	0,000	2,773
5	-5	826,68	1297,63		471,89	1300,23	275,53	0,000	2,750
6	-6	813,03	1275,51		463,41	1278,07	275,80	0,000	2,752
7					0,00	0,00	#DIVISION/0!	#DIVISION/0!	#DIVISION/0!
8					0,00	0,00	#DIVISION/0!	#DIVISION/0!	#DIVISION/0!
9					0,00	0,00	#DIVISION/0!	#DIVISION/0!	#DIVISION/0!
10					0,00	0,00	#DIVISION/0!	#DIVISION/0!	#DIVISION/0!
11					0,00	0,00	#DIVISION/0!	#DIVISION/0!	#DIVISION/0!
12					0,00	0,00	#DIVISION/0!	#DIVISION/0!	#DIVISION/0!
13					0,00	0,00	#DIVISION/0!	#DIVISION/0!	#DIVISION/0!
14					0,00	0,00	#DIVISION/0!	#DIVISION/0!	#DIVISION/0!
15					0,00	0,00	#DIVISION/0!	#DIVISION/0!	#DIVISION/0!
16					0,00	0,00	#DIVISION/0!	#DIVISION/0!	#DIVISION/0!
17					0,00	0,00	#DIVISION/0!	#DIVISION/0!	#DIVISION/0!
18					0,00	0,00	#DIVISION/0!	#DIVISION/0!	#DIVISION/0!
19					0,00	0,00	#DIVISION/0!	#DIVISION/0!	#DIVISION/0!
20					0,00	0,00	#DIVISION/0!	#DIVISION/0!	#DIVISION/0!
21					0,00	0,00	#DIVISION/0!	#DIVISION/0!	#DIVISION/0!
	Medel	832,640	1303,165	#DIVISION/0!	134,705	373,079	#DIVISION/0!	#DIVISION/0!	#DIVISION/0!
	std avvikelse	12,179	16,233	#DIVISION/0!	218,258	604,512	#DIVISION/0!	#DIVISION/0!	#DIVISION/0!

Vattnets temperatur (°C) 21,2
 Vattnets desitet (°C): 0,998

Våg, inv.nr: 102291
 Termometer, inv.nr: 102080